



Printers for Endless Possibilities

# ComColor GD9630/9631

160 ppm/High-speed Inkjet Printer/A3/Ledger

ComColor  
GD9630


Best Performance, Fastest Output.



# Designed for Speed, Stability and High-volume Production Print Jobs

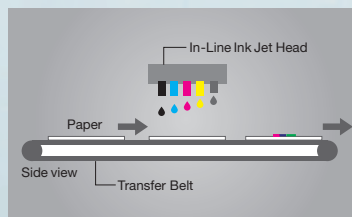
## The FORCEJET Advantage

RISO's high-speed inkjet technology, FORCEJET, consists of wide, color, in-line inkjet print heads arranged in parallel for single-pass printing of black, cyan, magenta, yellow and gray on A3/Ledger short-edge feed paper. Fast printing functionality combined with a rapid and stable paper supply results in a print speed of 160 pages per minute for A4 long-edge feed, in simplex literally the fastest\*<sup>1</sup> in the world.



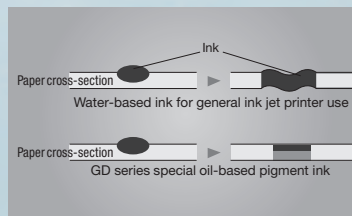
## Stabilized Paper Feed

A straight-path feeding system feeds paper horizontally to enable high-speed printing with minimal print offset. FORCEJET technology ensures optimal paper feed speed that is matched to the amount of ink being sprayed from the ink heads.



## High-speed Printing Ink

Special quick-drying, oil-based pigment ink developed exclusively for the ComColor GD series prevents reverse-side staining of printed paper as well as cockling, to allow for unprecedented high-speed duplex inkjet printing. The ink is also resistant to degradation from light and water.



## Large-capacity Trays

By loading the same-size paper into three feed trays and one standard tray, over 2,500 sheets\*<sup>2</sup> can be fed into the printer, and paper can be replenished without halting the print job. Various sizes of paper can also be loaded.



## A3 full-size Printing

The ComColor GD series accommodates paper sizes ranging up to 340 mm x 550 mm\*<sup>3</sup>. The maximum print area exceeds A3/Ledger size, at 314 mm x 548 mm.

## Cards, Envelopes and other Paper Types

Inkjet printers require no heat when printing, which prevents paper curling and reduces paper jams. Smooth feeding of cards, envelopes and more is possible using the standard tray.



## High-volume Ink Cartridges

Each high-volume color ink cartridge holds 1,000 ml of ink. One cartridge can be relied upon for printing a large quantity of copies without requiring replacement.

\*<sup>1</sup> A4 long-edge feed, simplex, continuous printing in standard density setting, based on office color printers using cut sheet commercially available as of February 2016 (Source: RISO data).

\*<sup>2</sup> When using plain paper or recycled paper (85 gsm (23-lb bond)).

\*<sup>3</sup> When the standard tray is used.



Productivity Matters



Record-breaking Speeds at 160 ppm,  
Literally the Fastest in the Industry

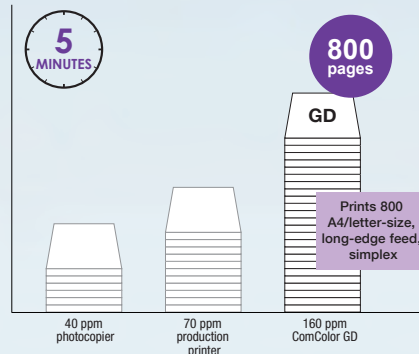
**Higher Productivity,  
Higher Quality**

Regardless of the number and types of images or volume of text, full-color images remain true to the original. For text-intensive documents, words remain crisp and easy to read.

**Super High-speed Printing**

Single-pass full-color printing of up to 160 A4 long-edge feed color pages per minute with fast-drying oil-based pigment ink is possible through a unique print engine configured with static in-line inkjet heads arranged in parallel. Transactional prints, transpromotional materials, invoices, and other routine business documents are also fast.

Number of prints in five minutes



**Controlled Quality Output**

High-precision paper-feed control enables printing at the same speed for both simplex and duplex documents to boost productivity. The responsive first print time of only five seconds means less waiting for high-volume print jobs.

**Faster Scanning and Copying (Optional)**

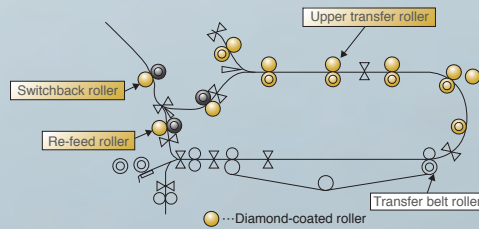

A one-pass duplex scanner improves scanning or copying, boasting a simplex/duplex scanning speed of 100 pages per minute and copying speed of 70 pages per minute. User name is automatically added to the document name, and each page of scanned data can be saved as individual PDFs. Features like ZIP compression and saving in PDF/A format are also available.



## Built from the Ground up for the Demands of High-volume Printing

### Small Footprint, Big Output

The ComColor GD series, which features a small footprint that makes it the ideal choice for all types of work environments, ensures high levels of productivity. Exceptional reliability in the face of consistent high-volume print jobs meets the specified demands of production and transactional printing industries. Newly-developed diamond-coated rollers supported by ball bearings, as well as other redesigned components, improve durability over the lifespan of the printer.



Sample image of "Upper Paper Transfer"



One Tough Machine



## Taking Quality to a Higher Level

The ComColor GD series is engineered with features that ensure stable output quality for consistent printing results at high speed, including a Piezo system that regulates ink amount. Black image quality has been improved by installing a newly-developed print head and black ink. Additional inks enrich the look of images and enhance overall color quality.

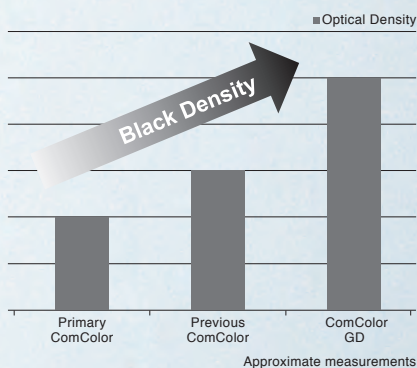
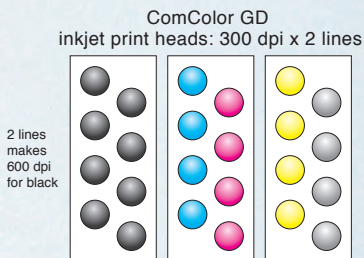
This unique RISO technology and approach to the printing process brings the added benefits of a low total cost of ownership when compared with toner technology, and greater control over cost management. It also enables practical migration away from simply highlight color or mono production to a cut sheet white paper solution. This provides genuine added value, as it eliminates the need to hold large volumes of pre-printed stock and opens up possibilities for a leap forward in color printing.

## Consistent Output Quality

The ComColor GD series offers higher image quality and consistent printing results through RISO inkjet technology that features a Piezo system, which ensures stable output by controlling and regulating the amount of ink deposited on the paper.

## Best Black Density

A newly-developed 600 dpi print head for black with special black ink supported by gray as a fifth ink delivers top quality, 10% higher black density than ever.

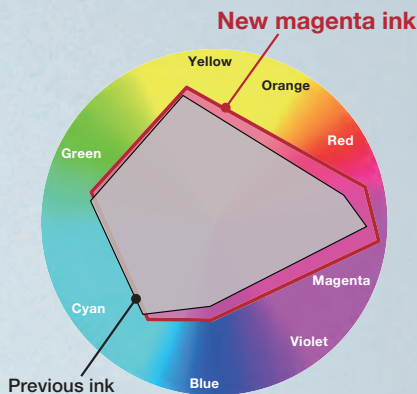


## Enriched Color Images

Newly-developed magenta ink significantly improves full-color image quality by expanding the color gamut.



ComColor GD [High Chromogenic] mode


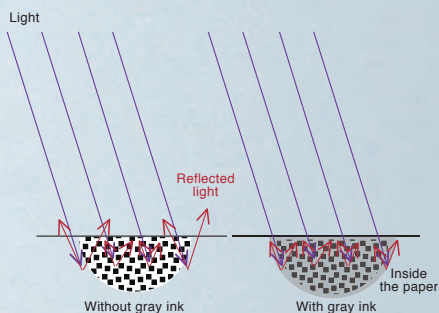


## Optimized Gradations

The fifth color, gray ink in combination with black ink, is applied for higher quality gradations, which contributes to denser blacks, suppression of roughness, and improved color reproduction and stability.

### Denser Blacks

Use of a special gray ink in combination with black ink diminishes light reflection on the paper to result in a denser black saturation on the page.




Previous ComColor

ComColor GD

## Roughness Suppression

For color printing, application of the gray ink in addition to CMY inks reduces graininess for smoother results.




## Improved Color Reproduction

For color printing, application of the gray ink in addition to CMY inks, colors are accurately reproduced with finer gradation, for richer colors on the page.

### Improved Color Stability

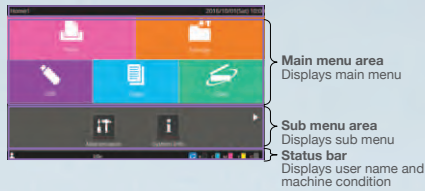
For printing of gray areas, application of the gray ink in addition to CMYK inks result in more stabilized grays, reducing the instability of dot alignment of color registration.



## Color LCD Panel

The operation panel is a nine-inch color LCD touch screen for direct operation by touching functions and swiping screens.

[ Home 1 ] screen



## Tilt Positioning

A quick tilt of the screen makes for optimal viewing and convenient operation by anyone at any time.



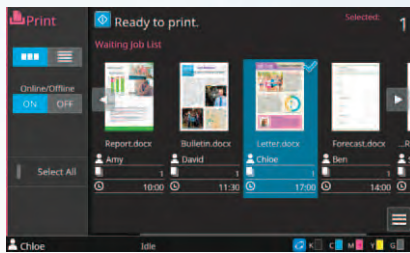
## Multiple Menus Provide Quick Access to a Variety of Tasks

### Favorites / Edit Button Order

Users can pre-set favorite settings, which can be accessed from any mode. Setting details can be confirmed via the displayed icons. Order of functions can be changed at will.

### View Selection

In addition to a list, a thumbnail view can be accessed in order to check images on the screen.



## Shortcut Icons

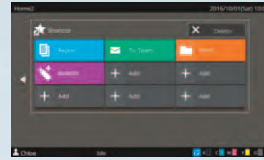
Up to nine shortcuts of [Favorites] can be registered on the [Home 2] screen.

[ Home 1 ] screen



Scroll mark  
Leading to  
[Home 2] screen

[ Home 2 ] screen



## Scanning Preview

The image can be checked before saving scanned data.

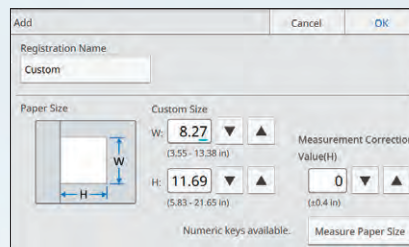
## Additional Copy

Same as for printing out, copy data remains in the ComColor GD series, so additional copies can be made without reloading using originals\*.

\* Setting by Administrator required.

## Custom Paper Entry

By feeding the paper into the ComColor GD series, paper size can be measured automatically for custom paper registrations.



## Multi-part Paper Printing

Print same original data on paper set at multiple feeding trays as if printing carbonless multi-part business forms.

## Page Border

A function that lets a border be added automatically to enhance the look of posters and handbills.

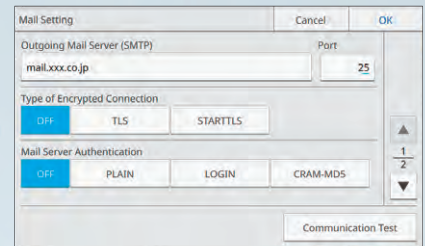
## Multiple Network Segments

Two LAN ports\* can be set up separately from the segment network, making printing possible from an internal or other network, to accommodate guests using tablet computers.

\*[LAN1] cannot be selected when using the optional print controller.

## Scan-to-Mail (START TLS support)

START TLS is added for encryption setting to support Office365 mail server in e-mail setting.



## Acquire LDAP Mail Address

Connecting to an internal directory with LDAP authentication ensures quick configuration for a large number of users. On login, the user's mail address is automatically retrieved, saving a setup step.

## Address Book

Increased functionality and operability lets individual users add and select up to 30 addresses, or add up to 300 common addresses that can be accessed by all co-workers.

## ECO-PROVEN PERFORMANCE WORLDWIDE



### ENERGY STAR® PROGRAM

An international program that promotes energy saving in office machines, this program sets standards in terms of the power consumption of office machines in operation, sleep and off modes.

\*Modes vary according to region.



### REACH REGULATION

Registration, Evaluation, Authorisation and Restriction of Chemical Substances (REACH) is a European Community regulation on chemicals and their safe use.



### RoHS DIRECTIVE

A European Union directive on the restriction of the use of certain hazardous substances in electrical and electronic equipment.



### ErP DIRECTIVE

A European Community directive that requires eco design be employed for energy-related products.

# ComColor Accessories

## Optimum Versatility with Optional Accessories for Productive Printing



### High Capacity Feeder/Stacker

With use of multiple trays, the High Capacity Feeder allows 5,500 sheets of paper to be loaded for continuous feeding. Maximize the benefits of high-speed printing with uninterrupted, high-volume print runs without pausing to reload paper.

During the step after printing, the High Capacity Stacker can be set to stack face up or face down. The sets are stacked so that they are offset. This option allows stacking of larger output volumes with reduced user intervention.

Convenient removal and transport of the printed output is possible using the High Capacity Stacker Cart.



The High Capacity Feeder and High Capacity Stacker step up the printing capacity of the ComColor GD series to 4,000 sheets\* without replenishing the paper. A wider range of print jobs is possible through thicker paper and envelopes, as well as A3/Ledger-size paper.

\* Height up to 440 mm (17-11/32")



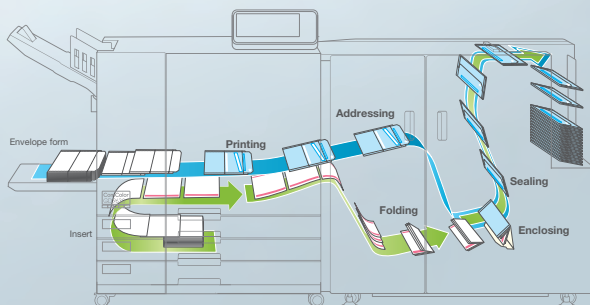

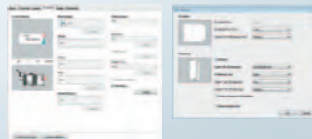
### Wrapping Envelope Finisher

Wrapping Envelope Finisher<sup>\*1</sup> is a unique RISO mailing solution which is the industry's first complete in-line print-to-mail solution engineered for high-volume output for professional productivity. Print and insert up to six A4 pages (depending on weight), simplex or duplex, which are automatically wrapped and sealed in the envelope in a single pass, ready for posting.

Speeds of up to 2,400 for single page insert<sup>\*\*2</sup> fully wrapped and sealed mail pieces per hour are possible. Can be used with most third party postal software to print messages, logos, addresses, postal barcodes on envelopes.

\*1 Wrapping Envelope Finisher is compatible with ComColor GD9630.

\*\*2 A4 size simplex printing.





## Perfect Binder

RISO Perfect Binder Software is compatible with Adobe® PDF and Microsoft Office file formats to simplify cover design, including spine printing and print preview functions, for an efficient pre-print process. Book covers are automatically and individually trimmed to size and thickness for a professional wrap-around finish.

Perfect Binder offers securely bound printed pages by means of a high-pressure gluing process. RISO registration technology assures that pages are in order and aligned when they reach this critical point. Use of the glue roll helps reduce overall power consumption and a reduction in waste compared to traditional hot-glue-pot methods.



Perfect Binder increases productivity by dramatically reducing operator intervention and allowing for production of sixty-two 100-page duplex A4 sized books, printed and bound, in an hour, accommodating varying book thicknesses up to 600 pages, and handling binding from 1.5 mm to 30 mm (approximately 15 to 300 sheets).



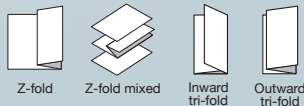
## Multifunction Finisher

A versatile finisher that saves time by automatically stapling, punching holes, and folding.



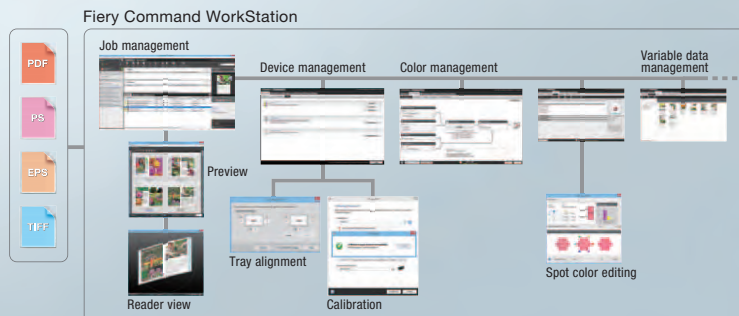
## Folder Unit

An optional Folder Unit further enhances versatility.



## ComColorExpress FS2000C

FS2000C, an EFI™ Fieri® server for RISO ComColor GD series, helps improve operation and the management of print jobs, files and media. The Fieri Command WorkStation® is an intuitive way for users to manage all Fieri® Driven™ printers locally or remotely.





## High Capacity Feeder G10

Type	External Unit
Paper Size	Maximum: 340 mm × 465 mm (13 3/8" × 18 5/16") Minimum: 90 mm × 148 mm (3 9/16" × 5 27/32")
Paper Type and Weight	46 gsm to 210 gsm (12-lb bond to 56-lb bond) (plain paper, recycled paper, envelopes, postcards)
Tray Capacity	Height up to 440 mm (17 11/32")
Power Source	AC 100 V - 240 V, 1.0 A - 0.5 A 50 Hz - 60 Hz
Power Consumption	Max. 100 W Ready*1: 30 W or less Sleep*2: 30 W or less Stand-by: 0.5 W or less
Operating Noise	Max. 68 db (A) A4-long-edge feed (Simplex) at the maximum print speed
Dimensions (W × D × H)	790 mm × 630 mm × 740 mm (31 1/8" × 24 13/16" × 29 5/32")
Required Space with Printer (W × D × H)	1,565 mm × 1,240 mm × 1,160 mm (61 5/8" × 48 13/16" × 45 11/16")
Weight	Approx. 69 kg (152 lb)
Safety Information	IEC60950-1 compliant, Indoor, pollution degree 2 *3, At altitudes of 2,000 m or lower

\*1 Without printing operation

\*2 When setting [Power Consumption (in Sleep)] to [Low].

\*3 The pollution degree of the usage environment due to dirt and dust in the air. Degree "2" corresponds to a general indoor environment.

## High Capacity Stacker G10

Type	External Unit
Finishing Functions	Collating, offset stacking
Paper Size	Maximum: 340 mm × 460 mm (13 3/8" × 18 1/8") Minimum: 90 mm × 148 mm (3 9/16" × 5 27/32") Offset: 90 mm × 182 mm - 340 mm × 432 mm (3 9/16" × 7 3/16" - 13 3/8" × 17") (Envelopes are not acceptable.)
Paper Type and Weight	46 gsm to 210 gsm (12-lb bond to 56-lb bond) (plain paper, recycled paper, postcards)
Tray Capacity	Collating: Height up to 440 mm (17 11/32")*1 Offset: Height up to 405 mm (15 15/16")*2
Power Source	AC 100 V - 240 V, 1.4 A - 0.7 A, 50 Hz - 60 Hz
Power Consumption	Max. 140 W Ready*3: 30 W or less Sleep*4: 30 W or less Stand-by: 0.5 W or less
Operating Noise	68 dB (A) or less A4-long-edge feed (Simplex/duplex) at the maximum print speed
Dimensions (W × D × H)	1,000 mm × 700 mm × 960 mm (39 3/8" × 27 9/16" × 37 13/16")
Required Space with Printer (W × D × H)	2,210 mm × 1,315 mm × 1,160 mm (87 1/32" × 51 25/32" × 45 11/16")
Weight	Approx. 135 kg (298 lb)
Safety Information	IEC60950-1 compliant, Indoor, pollution degree 2 *5, At altitudes of 2,000 m or lower.

\*1 Height up to 110 mm for A5, postcards, envelopes, non-regular size paper

\*2 Not applicable to A5, postcards, envelopes, non-regular size paper, etc.

\*3 Without printing operation

\*4 When setting [Power Consumption (in Sleep)] to [Low].

\*5 The pollution degree of the usage environment due to dirt and dust in the air. Degree "2" corresponds to a general indoor environment.

## Wrapping Envelope Finisher G10 (U)

Type	In-Line Sealed Mail Making System		
Finishing Type	Sealed Mail Making		
Dedicated Paper for Envelopes	Wrapping Envelope Form C: 243 mm × 296 mm (9 9/16" × 11 21/32") Approx. 105 gsm (28-lb bond)		
Insert Paper	Size	Legal (8 1/2" × 14"), Letter (8 1/2" × 11")	
	Paper Type and Weight	Standard Tray: Plain paper, recycled paper 46 gsm to 120 gsm (12.2-lb bond to 31.9-lb bond) paper Feed Tray: 52 gsm to 104 gsm (14-lb bond to 28-lb bond) paper	
Printable Area	Dedicated Paper for Envelopes	Form C Maximum: 222 mm × 217 mm (8 23/32" × 8 9/16")	
	Guaranteed Print Area for Inserts	Standard: Margin width of 3 mm (1/8") Maximum: Margin width of 1 mm (0.04")	
Maximum Load of the Mail Stacker	Height up to 310 mm (12 7/32") (Approx. 110 mails: IJ paper (85 gsm (23-lb bond))/1 sheet enclosure with Inner 3-folds)		
Number of Inserts Sheets	(When the size is Letter)	46 gsm to 59 gsm (12.2-lb bond to 15.7-lb bond)	6 sheets or less
		60 gsm to 80 gsm (16-lb bond to 21.3-lb bond)	5 sheets or less
		81 gsm to 100 gsm (21.5-lb bond to 26.6-lb bond)	4 sheets or less
	(When the size is Legal)	101 gsm to 120 gsm (26.9-lb bond to 31.9-lb bond)	3 sheets or less
		46 gsm to 59 gsm (12.2-lb bond to 15.7-lb bond)	4 sheets or less
		60 gsm to 80 gsm (16-lb bond to 21.3-lb bond)	3 sheets or less
Adhesion Method	Mail short-edge part	Pressurized adhesion method to the pressure-sensitive adhesive coated area.	
	Mail long-edge part	Wet coating adhesion method to the remoistening adhesive coated area.	
	Remoistening Adhesive	Supplementation Method: Replenish from the water supply tank (removal possible)	
	Water Supply Tank Capacity	400 ml	
	Water Tank Capacity Inside Printer	480 ml	
Finished Product Mail Size	Wrapping Envelope Form C: 243 mm × 110 mm (9 9/16" × 4 5/16")		
Processing Speed *1	41 mails/min for Letter simplex		
Power Source	AC 100 V - 240 V, 3.0 A - 1.5 A, 50 Hz - 60 Hz		
Power Consumption	Max. 250 W Ready: 40 W or less Stand-by: 0.5 W or less		
Operating Noise *2	68 dB (A) or less		
Dimensions (W × D × H) *3	990 mm × 710 mm × 960 mm (38 31/32" × 27 15/16" × 37 13/16")		
Required Space with Printer (W × D × H) *4	2,270 mm × 1,280 mm × 1,160 mm (89 3/8" × 50 3/8" × 45 21/32")		
Weight	Approx. 161 kg (355-lb)		
Safety Information	IEC60950-1 compliant, Indoor, pollution degree 2 *1, At altitudes of 2,000 m or lower		

\*1 For ComColor GD9630: When inserting one sheet for Letter simplex printing

\*2 When connected to a printer and sealing the envelope form with one enclosure sheet.

\*3 Excluding the storage case.

\*4 The pollution degree of the usage environment due to dirt and dust in the air. Degree "2" corresponds to general indoor environment.

## Consumables

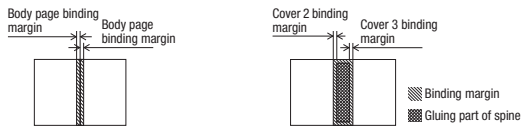
Designed specifically to create envelopes for use with the RISO ComColor GD series.

Item	Size	Contents	Characteristics
Wrapping Envelope Form C	243 mm × 296 mm (9 9/16" × 11 21/32")	250 sheets × 4 packs	You can seal Letter enclosures by Inner 3-fold or Legal by 4-fold.

## Perfect Binder G10

Type	Perfect Binder	
Finishing Type	Perfect Binding	
Warming-Up Time	13 min. or less (at a room temperature of 23 °C)	
Binding speed*1	62 booklets/hour	
Paper Size	Body page (long-edge feed): A4, B5(JIS), A5, Letter Cover sheet *2 (When cutting off the surplus part): A5: 210 mm × 307 mm - 342 mm (8 1/4" × 12 3/32" - 13 15/32") B5: 257 mm × 374 mm - 409 mm (10 1/8" × 14 23/32" - 16 1/8") A4: 297 mm × 430 mm - 465 mm (11 11/16" × 16 15/16" - 18 5/16") Letter: 279.4 mm × 441.8 mm - 476.8 mm (11" × 17 13/32" - 18 25/32") Cover sheet (When leaving the surplus part): A5: 210 mm × 298.5 mm - 398 mm (8 1/4" × 11 3/4" - 15 11/16") B5: 257 mm × 365.5 mm - 432 mm (10 1/8" × 14 3/8" - 17") A4: 297 mm × 421.5 mm - 460 mm (11 11/16" × 16 5/8" - 18 1/8") Letter: 279.4 mm × 433.3 mm - 466 mm (11" × 17 1/16" - 18 11/32")	
Paper Weight	Standard Tray	Body page: Plain paper, recycled paper 52 gsm to 128 gsm (14-lb bond to 34-lb bond) (For A5 long-edge feed, 64 gsm to 128 gsm (17-lb bond to 34-lb bond)) Cover *3: Plain paper, recycled paper, high-quality paper 80 gsm to 210 gsm (21-lb bond to 56-lb bond)
	Feed Tray	Body page: Plain paper, recycled paper 52 gsm to 104 gsm (14-lb bond to 28-lb bond) (not available with A5 long-edge feed) Cover *3: Plain paper, recycled paper 80 gsm to 104 gsm (21-lb bond to 28-lb bond)
	Body Sheet Stack	Body page: Plain paper, recycled paper 52 gsm to 128 gsm (14-lb bond to 34-lb bond)
	Cover Sheet Inserter	Cover *3: Plain paper, recycled paper, high-quality paper 80 gsm to 210 gsm (21-lb bond to 56-lb bond)
Binding Thickness (Binding Amount of Sheets)	1.5 mm - 30 mm (1/16" - 1 3/16") When using plain paper (85 gsm (23-lb bond)), 15 - 300 sheets Binding amount of sheets varies depending on the paper type.	
Binding Side	Long side only	
Output Capacity*4	30 copies (Max. 50 sheets for a copy)	
Essential margin*5	Body page: Min. 5 mm (7/32") Cover: Whole back side of spine, min. 5 mm (7/32") on Cover 2 and Cover 3	
Corresponding File Format	Microsoft® Word2010, Excel® 2010, PowerPoint® 2010, PDF Version 1.3 to 1.7	
Power Source	Perfect Binder G10 (120) AC 100 V - 120 V, 12.0 A, 50 Hz - 60 Hz Perfect Binder G10 (200) AC 220 V - 240 V, 6.0 A, 50 Hz - 60 Hz	
Power Consumption	Max. 1,500 W	
Operating noise *6	Max. 70 dB or less (when binding)	
Dimensions (W × D × H)	1,290 mm × 675 mm × 1,125 mm (50 25/32" × 26 9/16" × 44 5/16")	
Required Space with Printer (W × D × H)	2,755 mm × 1,240 mm × 1,160 mm (108 15/32" × 48 13/16" × 45 11/16")	
Weight	Approx. 220 kg (485 lb)	
Safety Information	IEC60950-1 compliant, Indoor, pollution degree 2*7, At altitudes of 2,000 m or lower	

- \*1 The per hour speed converted based on the time required for the 5th to 10th booklet to be completed when configured with the following: Type of paper - LJ paper; Concentration - standard; and Resolution - 300 dpi.  
\*2 The length of the cover will vary depending on the thickness of the body pages to be bound. Paper with shorter length than body pages cannot be used.  
\*3 If the thickness of the booklet (spine) will be 20 mm (25/32") or more, the use of paper that is 105 gsm (28-lb bond) or heavier is recommended.  
\*4 When using ideal LJ paper (85 gsm (23-lb bond))  
\*5 • Two-page spread on the body page      • Two-page spread on the cover



\*6 160 ppm when connected to the printer, binding A4 long-edge feed

\*7 The pollution degree of the usage environment due to dirt and dust in the air. Degree "2" corresponds to a general indoor environment.

## Consumables



**Glue sheet**  
Binds up approx. 600 booklets (A4 size, 5 mm (7/32") width)



**Primary filter**  
Replace after using two sets of glue sheets.



**Secondary filter**  
Replace after using twelve sets of glue sheets or after approximately one year. Replace at the timing of whichever comes first.

## Multifunction Finisher FG10

Type	External Unit	
Tray Type	Top Tray	Collating, stacking
	Stacking Tray	Collating, offset stacking
	Booklet Tray	Booklet, paper folding
Paper Size	Top Tray*1	Maximum: 330 mm × 488 mm (13" × 19 3/16") Minimum: 100 mm × 149 mm (3 15/16" × 5 27/32")
	Stacking Tray*1	Maximum: 330 mm × 488 mm (13" × 19 3/16") Minimum: 182 mm × 182 mm (7 3/16" × 7 3/16")
	Booklet Tray*1	Maximum: 330 mm × 457 mm (13" × 18") Minimum: 210 mm × 280 mm (8 1/4" × 11")
Paper Weight	Top Tray	52 gsm to 210 gsm (14-lb bond to 56-lb bond)
	Stacking Tray	52 gsm to 210 gsm (14-lb bond to 56-lb bond)
	Booklet Tray	60 gsm to 90 gsm (16-lb bond to 24-lb bond) (cover: 60 gsm to 210 gsm (16-lb bond to 56-lb bond))
Tray Capacity	Top Tray	Height up to 50 mm (1 15/16")
	Stacking Tray	Height up to 200 mm (7 7/8")
	Booklet Tray	Height up to 50 mm (1 15/16")
Stapling	Maximum Number of Staples*2	100 sheets A4, A4 long-edge feed, B5(JIS) long-edge feed, Letter, Letter long-edge feed 65 sheets A3, B4(JIS), Ledger, Legal, Foolscap
	Paper Size	Maximum: 297 mm × 432 mm (11 11/16" × 17") (equivalent to A3) Minimum: 203 mm × 182 mm (8" × 7 3/16") (equivalent to B5(JIS) long-edge feed)
	Staple Position	1 at front side (angle stapling), 1 at rear side (angle stapling*3, parallel stapling), 2 at center (parallel stapling)
Punching	Number of Punches	2 holes, 3 holes 2 holes, 4 holes
	Paper Size	2 holes: A3, B4(JIS), A4 long-edge feed, A4, B5(JIS) long-edge feed, Ledger, Legal, Letter long-edge feed, Letter 3 holes: A3, B4(JIS), A4 long-edge feed, B5(JIS) long-edge feed, Ledger, Letter long-edge feed 4 holes: A3, A4 long-edge feed, Ledger, Letter long-edge feed
	Paper Weight	52 gsm to 200 gsm (14-lb bond to 53-lb bond)
Creating a Booklet (Center margin/2-fold)	Maximum Number of Sheets*2*4	Center margin: 15 sheets (60 pages) 2-fold: 5 sheets (20 pages)
Power Source		AC 100 V - 240 V, 50 Hz - 60 Hz, 2.0 A - 1.0 A
Power Consumption		Max. 175 W
Operating Noise		68 dB (A) or less
Dimensions (W × D × H)		1,120 mm × 765 mm × 1,130 mm (44 3/32" × 30 1/8" × 44 1/2")
Required Space with Printer (W × D × H)	With folder unit	2,520 mm × 1,340 mm × 1,160 mm (99 7/32" × 52 3/4" × 45 11/16")
	Without folder unit	2,315 mm × 1,280 mm × 1,160 mm (91 5/32" × 50 13/32" × 45 11/16")
Weight		Approx. 131 kg (289 lb)
Safety Information		IEC60950-1 compliant, Indoor, pollution degree 2*5, At altitudes of 2,000 m or lower

\*1 When color printing on paper that is longer than 432 mm (17"), the image printed beyond 432 mm (17") may be distorted.

\*2 When using plain paper or recycled paper (85 gsm (23-lb bond))

\*3 Rear-side angle stapling is only available for A4 long-edge feed and A3.

\*4 Includes an added cover.

\*5 The pollution degree of the usage environment due to dirt and dust in the air. Degree "2" corresponds to a general indoor environment.

## Folder Unit FG10

Paper Size	Z-fold*1	A3, B4(JIS), Ledger
	Tri-fold (Outer Tri-fold/Inner Tri-fold)	A4, Letter
Paper Weight		60 gsm to 90 gsm (16-lb bond to 24-lb bond) (plain paper, recycled paper)
Tri-fold Output Tray Capacity*2		Approx. 30 sheets
Number of Sheet per Fold		1 sheet
Dimensions (W × D × H)		210 mm × 622 mm × 1,002 mm (8 1/4" × 24 15/32" × 39 14/32")
Weight		Approx. 40 kg (88 lb)

\*1 When printouts are output to the stacking tray, maximum height up pages differ according to the paper size. (A3 paper: 30 pages, B4(JIS) paper: 20 pages)

\*2 When using plain paper or recycled paper (85 gsm (23-lb bond))

## Consumables


### HC Staple 100

Staples for the Multifunction Finisher FG10.  
Unit: 15,000 pieces of staples per carton box.



### HC Staple Booklet

Saddle stitch staples for the Multifunction Finisher FG10.  
Unit: 20,000 pieces of staples per carton box.



## Face Down Finisher G10

Type	External Unit
Finishing Functions	Offset stacking, staple
Paper Size	Without offset Maximum: 340 mm × 550 mm (13 3/8" × 21 5/8") Minimum: 90 mm × 148 mm (3 9/16" × 5 27/32") Offset output Regular-sized paper width: 182 mm × 257 mm - 297 mm × 431.8 mm (7 3/16" × 10 1/8" - 11 11/16" × 17") Irregular-sized paper width: 131 mm × 148 mm - 305 mm × 550 mm (5 3/16" × 5 27/32" - 12" × 21 5/8")
Paper Weight	46 gsm to 210 gsm (12-lb bond to 56-lb bond)
Tray Capacity	Height up to 108 mm (4 1/4")
Maximum Number of Staples	50 sheets* A4, A4 long-edge feed, B5(JIS), B5(JIS) long-edge feed, Letter, Letter long-edge feed 25 sheets* A3, B4(JIS), Ledger, Legal, Foolscap *When using plain paper and recycled paper (85 gsm (23-lb bond))
Paper Size for Staple	A3, B4(JIS), A4, A4 long-edge feed, B5(JIS), B5(JIS) long-edge feed, Ledger, Legal, Letter, Letter long-edge feed, Foolscap
Paper Weight for Staple	52 gsm to 210 gsm (14-lb bond to 56-lb bond) (plain paper, recycled paper)
Staple Position	1 at front side (angle stapling) 1 at rear side (angle stapling) 2 at center (parallel stapling)
Power Source	AC 100 V - 240 V, 1.2 A - 0.6 A, 50 Hz - 60 Hz
Power Consumption	Max. 110 W
Dimensions (W × D × H)	760 mm × 680 mm × 585 mm (29 15/16" × 26 25/32" × 23 1/32")
Required Space with Printer (W × D × H)	1,440 mm × 1,240 mm × 1,345 mm (56 11/16" × 48 13/16" × 52 31/32")
Weight	Approx. 30 kg (66 lb)
Safety Information	IEC60950-1 compliant, Indoor, pollution degree 2*, At altitudes of 2,000 m or lower

\*1 The pollution degree of the usage environment due to dirt and dust in the air. Degree "2" corresponds to a general indoor environment.

## Consumables

### ComColor Staple 50 (G)

Staples for the Face Down Finisher G10.  
Unit: 15,000 pieces of staples per carton box.



## ComColorExpress FS2000C

CPU	Intel® Celeron® G1820 2.7 GHz
Memory Capacity	4 GB
Hard Disk Capacity	500 GB
Operating System	Windows® 10 IoT Enterprise
Network Interface	2 ports (Ethernet: 10BASE-T/100BASE-TX/1000BASE-T)
Power Source	AC 100 V - 240 V, 3.0 A - 1.5 A, 50 Hz - 60 Hz
Power Consumption	Max. 180 W
Dimensions (W × D × H)*1	145 mm × 400 mm × 325 mm (5.8" × 15.8" × 12.8")
Weight	Approx. 7 kg
PDL (Page Description Language)	PostScript® 3 (CPSI:3020), PDF (1.7) (APPE 3.0), EPS, TIFF (6.0), PCL 5c, PCL 6 (PCL XL), PPML (3.0), FreeForm, FreeForm2, PDF/VT, Creo VPS, Fiery JDF (1.5)
Support Protocol	TCP/IP, HTTP, HTTPS (TLS), DHCP, FTP, LPR, IPP, SNMP, SMB, Port 9100 (RAW port), IPv4, IPv6, IPsec, Bonjour, EtherTalk
Installed Font	PS: 138 fonts (Type1:126, TrueType:10, MM:2) PCL: 81 fonts
Supported Client Operating System	Windows Vista® (32-bit/64-bit), Windows® 7 (32-bit/64-bit), Windows® 8.1 (32-bit/64-bit), Windows® 10 (32-bit/64-bit), Windows Server® 2008 (32-bit/64-bit), Windows Server® 2008 R2 (64-bit), Windows Server® 2012 (64-bit), Windows Server® 2012 R2 (64-bit), Windows Server® 2016 (64-bit), Mac OS v 10.12 (Sierra), Mac OS X 10.8, Mac OS X 10.9, Mac OS X 10.10, Mac OS X 10.11

\*1 Keep other objects at least 200 mm away from the equipment in the rear, and right and left.

## Scanner HS7000

Type	Flat Bed Scanner with Automatic Document Feeder (ADF)	
Scanning Modes	Copy mode: Color, Monochrome, Auto, Cyan, Magenta Scan mode: Color, Monochrome, Auto, Grayscale	
Scanning Resolution	600 dpi, 400 dpi, 300 dpi, or 200 dpi	
Maximum Scanning Area	303 mm × 432 mm (11 15/16" × 17") (when using platen glass) 295 mm × 430 mm (11 5/8" × 16 15/16") (when using ADF)	
Copy	Writing Resolution	Standard: 300 dpi × 300 dpi Fine: 300 dpi × 600 dpi
	Copy Paper Size	Maximum: 303 mm × 432 mm (11 15/16" × 17") (equivalent to A3)
	First Copy Time	Monochrome/Color: 7 sec. or less (when copying A4/Letter long-edge feed orientation using Color Priority Mode)
	Copying Speed	Simplex copying (A4/Letter long-edge feed, using ADF): 70 ppm or higher Duplex copying (A4/Letter long-edge feed, using ADF): 70 ppm or higher
Reproduction Size	50% to 200% (Copy mode) 50% to 200% (Scanner mode, resolution: 200/300 dpi), only 100% (Scanner mode, resolution: 400/600 dpi)	
	Type	Original source displacement (capable of scanning both sides of a document by simultaneous duplex scanning)
	Original Size	Maximum: 297 mm × 432 mm (11 11/16" × 17") (equivalent to A3) Minimum: 100 mm × 148 mm (3 15/16" × 5 27/32")
	Paper Weight	52 gsm to 128 gsm (14-lb bond to 34-lb bond)
Original Capacity	Max. 200 sheets: 80 gsm (21-lb bond) Height up to 25 mm (1")	
Scan	Scanning Gray Levels	10-bit input and 8-bit output for each RGB color
	Scanning Speed	Monochrome/Color: 100 ppm *RISO KAGAKU standard original (A4/Letter long edge feed), 300 dpi, JPEG, PDF, when stored to main unit hard drive
	Network Interface*1	Ethernet 1000BASE-T/100BASE-TX/10BASE-T
	Data-saving Method*1	Save to main unit hard drive, server, or USB flash drive, or send by e-mail
	Data-saving Format*1	Monochrome: TIFF, PDF, PDF/A Grayscale/Full Color: TIFF, JPEG, PDF, PDF/A
Power Source	AC 100 V - 240 V, 1.2 A - 0.6 A, 50 Hz - 60 Hz	
Power Consumption	Max. 100 W	
Dimensions (W × D × H)	640 mm × 560 mm × 255 mm (25 3/16" × 22 1/16" × 10 1/32")	
Required Space with Printer (W × D × H)	1,235 mm × 1,345 mm × 1,635 mm (48 5/8" × 52 31/32" × 64 3/8")	
Weight	Approx. 25 kg (55 lb)	
Safety Information	IEC60950-1 compliant, Indoor, pollution degree 2*, At altitudes of 2,000 m or lower	

\*1 Via the internal host controller

\*2 The pollution degree of the usage environment due to dirt and dust in the air. Degree "2" corresponds to a general indoor environment.

## RISO Auto-Control Stacking Tray II

The paper guides automatically open to the correct width to match the paper in use.

Paper Size  
Maximum: 320 mm × 432 mm (12 9/16" × 17")  
Minimum: 90 mm × 148 mm (3 15/16" × 5 13/16")

Tray Capacity\* 1,000 sheets

\* When using plain paper or recycled paper (85 gsm (23-lb bond))



## Wide Stacking Tray

Paper Size  
Maximum: 340 mm × 550 mm (13 3/8" × 21 5/8")  
Minimum: 90 mm × 148 mm (3 15/16" × 5 13/16")

Tray Capacity\* 1,000 sheets

\* When using plain paper or recycled paper (85 gsm (23-lb bond))



## PS Kit FG10

When the PS Kit is installed, several functions useful for more efficient use are available, such as Tray Selection Per Page, Color Profile, and Form Overlay.

PDL\* PostScript Level3 (CPSI:3019), PCL 5c, PCL 6 (PCL XL), TIFF (6.0)

Installed Fonts PS: 136 Roman fonts PCL: 88 Roman fonts

\* Page Description Language

## IC Card Authentication Kit II

The optional IC Card Authentication Kit enables user management using an IC card.

# ComColor GD9630

Print Type	Line-type inkjet system	
Ink Type	Oil-based pigment ink (Cyan, Magenta, Yellow, Black, Gray)	
Print Resolution	Standard/High Chromogenic	Black: 600 dpi (main scanning direction) × 600 dpi (sub-scanning direction) Cyan, Magenta, Yellow, Gray: 300 dpi (main scanning direction) × 300 dpi (sub-scanning direction)
	Fine	Black: 600 dpi (main scanning direction) × 600 dpi (sub-scanning direction) Cyan, Magenta, Yellow, Gray: 300 dpi (main scanning direction) × 600 dpi (sub-scanning direction)
Number of Gray Levels	Black: 4 gray levels Cyan, Magenta, Yellow, Gray: 12 gray levels	
Data Processing Resolution	Standard/High Chromogenic	Black: 600 dpi × 600 dpi Cyan, Magenta, Yellow, Gray: 300 dpi × 300 dpi
	Fine	Black: 600 dpi × 600 dpi Cyan, Magenta, Yellow, Gray: 300 dpi × 600 dpi
	Line Smoothing	600 dpi × 600 dpi
Warm-up Time	2 min. 30 sec. or less (at room temperature of 23 °C (73.4 °F))	
First Print Time*1	5 sec. or less (A4 long-edge feed)	
First Copy Time*1	7 sec. or less (A4 long-edge feed)	
Continuous Print Speed**3	A4 long-edge feed	Simplex: 160 ppm Duplex: 80 sheets/minute (160 ppm)
	Letter long-edge feed	Simplex: 160 ppm Duplex: 80 sheets/minute (160 ppm)
	A4 short-edge feed	Simplex: 120 ppm Duplex: 60 sheets/minute (120 ppm)
	Letter short-edge feed	Simplex: 120 ppm Duplex: 60 sheets/minute (120 ppm)
	B4 (JIS) short-edge feed	Simplex: 102 ppm Duplex: 44 sheets/minute (88 ppm)
	Legal short-edge feed	Simplex: 104 ppm Duplex: 44 sheets/minute (88 ppm)
	A3 short-edge feed	Simplex: 88 ppm Duplex: 42 sheets/minute (84 ppm)
	Ledger short-edge feed	Simplex: 86 ppm Duplex: 42 sheets/minute (84 ppm)
Paper Size	Standard Tray	Maximum: 340 mm × 550 mm (13 3/8" × 21 5/8") Minimum: 90 mm × 148 mm (3 9/16" × 5 27/32")
	Feed Tray	Maximum: 297 mm × 432 mm (11 11/16" × 17") Minimum: 182 mm × 182 mm (7 3/16" × 7 3/16")
Printable Area	314 mm × 548 mm (12 3/8" × 21 19/32")	
Guaranteed Print Area**4	Standard: Margin width of 3 mm (1/8") Maximum: Margin width of 1 mm (3/64")	
Paper Weight	Standard Tray	46 gsm to 210 gsm (12-lb bond to 56-lb bond)
	Feed Tray	52 gsm to 104 gsm (14-lb bond to 28-lb bond)
Paper Tray Capacity	Standard Tray	Height up to 110 mm (4 5/16")
	Feed Tray	Height up to 56 mm (2 3/16") (×3 trays)
Output Tray Capacity	Height up to 60 mm (2 3/8")	
PDL (Page Description Language)	RISORINC/C IV	
Supported Protocols	TCP/IP, HTTP, HTTPS (TLS), DHCP, ftp, lpr, IPP, SNMP, Port9100 (RAW port), IPv4, IPv6, IPsec	
Supported Operating Systems	Standard	Microsoft®: Windows Vista® (32-bit/64-bit), Windows® 7 (32-bit/64-bit), Windows® 8.1 (32-bit/64-bit), Windows® 10 (32-bit/64-bit), Windows Server® 2008 (32-bit/64-bit), Windows Server® 2008 R2 (64-bit), Windows Server® 2012 (64-bit), Windows Server® 2012 R2 (64-bit), Windows Server® 2012 (64-bit)
	Optional**5	Mac: OS X 10.8 (64-bit), 10.9 (64-bit), 10.10 (64-bit), 10.11 (64-bit), 10.12 (Sierra) (only works with PS-Kit FG10) Linux (compatible with PPD only)
Network Interface	Ethernet 1000BASE-T, 100BASE-TX, 10BASE-T (2ch)	
Memory Capacity	4 GB	
Hard Disk**6	Capacity	500 GB
	Available Space	Approx. 430 GB
Operating System	Linux	
Power Source	AC 100 V - 240 V, 12.0 A - 6.0 A, 50 Hz - 60 Hz	
Power Consumption	Max. 1,200 W	
	Ready**7: 150 W or less	
	Sleep**8: 4 W or less	
	Stand-by: 0.5 W or less	
Operating Noise	Max. 66 dB (A) A4 long-edge feed (Simplex) at the maximum print speed	
Operating Environment	Temperature: 15 °C to 30 °C (59 °F to 86 °F)	
	Humidity: 40% to 70% RH (non-condensing)	
Dimensions (W × D × H)	In use: 1,220 mm × 725 mm × 1,160 mm (48 1/32" × 28 17/32" × 45 21/32") With cover and tray closed: 1,160 mm × 705 mm × 1,015 mm (45 21/32" × 27 3/4" × 39 15/16")	
Required Space (W × D × H)**9	1,220 mm × 1,240 mm × 1,160 mm (48 1/32" × 48 13/16" × 45 21/32")	
Weight	Approx. 175 kg (386 lb)	
Safety Information	IEC60950-1 compliant, Indoor, pollution degree 2**10, At altitudes of 2,000 m or lower	

\*1 Within 10 minutes after the last print job

\*\*2 When using plain paper and recycled paper (85 gsm (23-lb bond)), and standard density setting.  
Chart used: Print measurement pattern [Color measurement sample 2 (JEITA standard pattern J6)]

\*\*3 The continuous print speed varies depending on the type of optional output equipment connected.

\*\*4 The margin when printing envelopes is 10 mm (3/8").

The guaranteed area when printing images is the area enclosed within 3 mm (1/8") of the edges of the paper.

\*\*5 Optional PS kit is required.

\*\*6 One gigabyte (GB) is calculated as 1 billion bytes.

\*\*7 Without printing and temperature adjustment operation.

\*\*8 When setting [Power Consumption (In Sleep)] to [Low]

\*\*9 With the front cover open and the operation panel in the upright position

\*\*10 The pollution degree of the usage environment due to dirt and dust in the air.

Degree "2" corresponds to a general indoor environment.

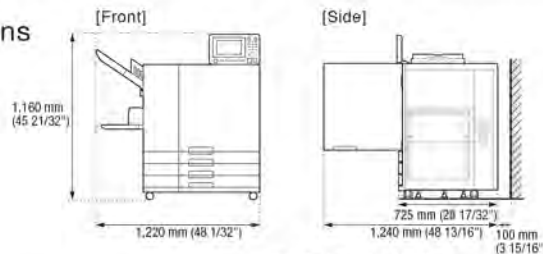
## Consumables

### ComColor GD Ink Cartridges



Colors: Black Cyan Magenta Yellow Gray  
NET 1,000 ml

## Dimensions



Specifications are subject to change without notice.

© RISO, ComColor, ComColorExpress and FORCEJET are trademarks or registered trademarks of RISO KAGAKU CORPORATION. EFI, Fiery, Fiery Driven and Command WorkStation are trademarks of Electronics For Imaging, Inc. and/or its wholly owned subsidiaries in the United States and/or certain other countries. Adobe, Adobe PDF and PostScript are either registered trademarks or trademarks of Adobe Systems Incorporated in the United States and/or other countries. Mac and Mac OS are trademarks of Apple Inc. Microsoft, Windows, Excel, PowerPoint, Word, Windows Server and Windows Vista are either registered trademarks or trademarks of Microsoft Corporation in the United States and/or other countries. Intel and Celeron are trademarks of Intel Corporation in the U.S. and/or other countries. Other corporate names and/or trademarks are either registered trademarks or trademarks of each company, respectively.



RISO, Inc.  
800 District Ave, Suite 390 Burlington, MA 01803  
http://us.riso.com

For more details please contact: